

IAAC Meeting

MARCH 13, 2024



Agenda

- ▶ Welcome
- ▶ Strategic Planning Update
- ▶ Survey Update
- ▶ Assessment Reporting Update
- ▶ Assessment Review Process
 - ▶ Summary of Institutional Assessment Review Committee (I-ARC) Process Fall 2023
- ▶ General Education Assessment
- ▶ Syllabi Review



Strategic Planning

Strategic Plan Progress Review Committee

Purpose of the Committee

- ▶ Review draft unit alignment plans and provide feedback based on *Planning Guidelines*;
- ▶ **Identify institutional metrics for the 2023-28 Strategic Plan and recommend 2028 targets;**
- ▶ Conduct an annual review of institutional metrics, evaluate progress toward achieving university objectives, and provide recommendations to the Chancellor;
- ▶ Monitor unit progress through an annual review of Unit Annual Reports and provide feedback to the units.

Composition of the Committee

- ▶ One representative per planning unit, two-year term
- ▶ IPAR professional staff

Time Commitment

- ▶ One meeting per semester
- ▶ 4 hours of independent review of data or reports

UNC Performance & Institutional Metrics

- ▶ Committee Meeting – Friday, April 5th, 12 – 2pm (lunch provided)
- ▶ UNC Performance-based Funding
 - ▶ First-time full-time student 4-year graduation rate
 - ▶ Degree efficiency
 - ▶ Undergraduate student loan debt (first-time students and transfers)
 - ▶ Educational and related cost per degree
 - ▶ Research productivity
- ▶ Institutional Metrics & Targets
 - ▶ Visualize in the Strategic Actions App

Unit Plans and Overviews

- ▶ Final Revisions to Unit Plans
- ▶ Overview Summaries
 - ▶ Post on website
- ▶ Unit Alignment Plans
 - ▶ Visualize in the Strategic Actions App



Survey Updates

Spring 2024 Surveys

- ▶ Survey of Student Opinion of Instruction
 - ▶ Block 1: Feb 15 - 21
 - ▶ Response rate: 36%
 - ▶ Block 2: April 10 - 16
 - ▶ 15-week: April 10 – 23
 - ▶ Reports released to instructors and supervisors on May 7
- ▶ Graduating Senior Survey & Graduate Student Exit Survey
 - ▶ Students who applied to graduate in spring 2024
 - ▶ Survey open April 2 through commencement
 - ▶ Aggregated results for the academic year published in the IPAR BI App
 - ▶ Department and college level reports available upon request

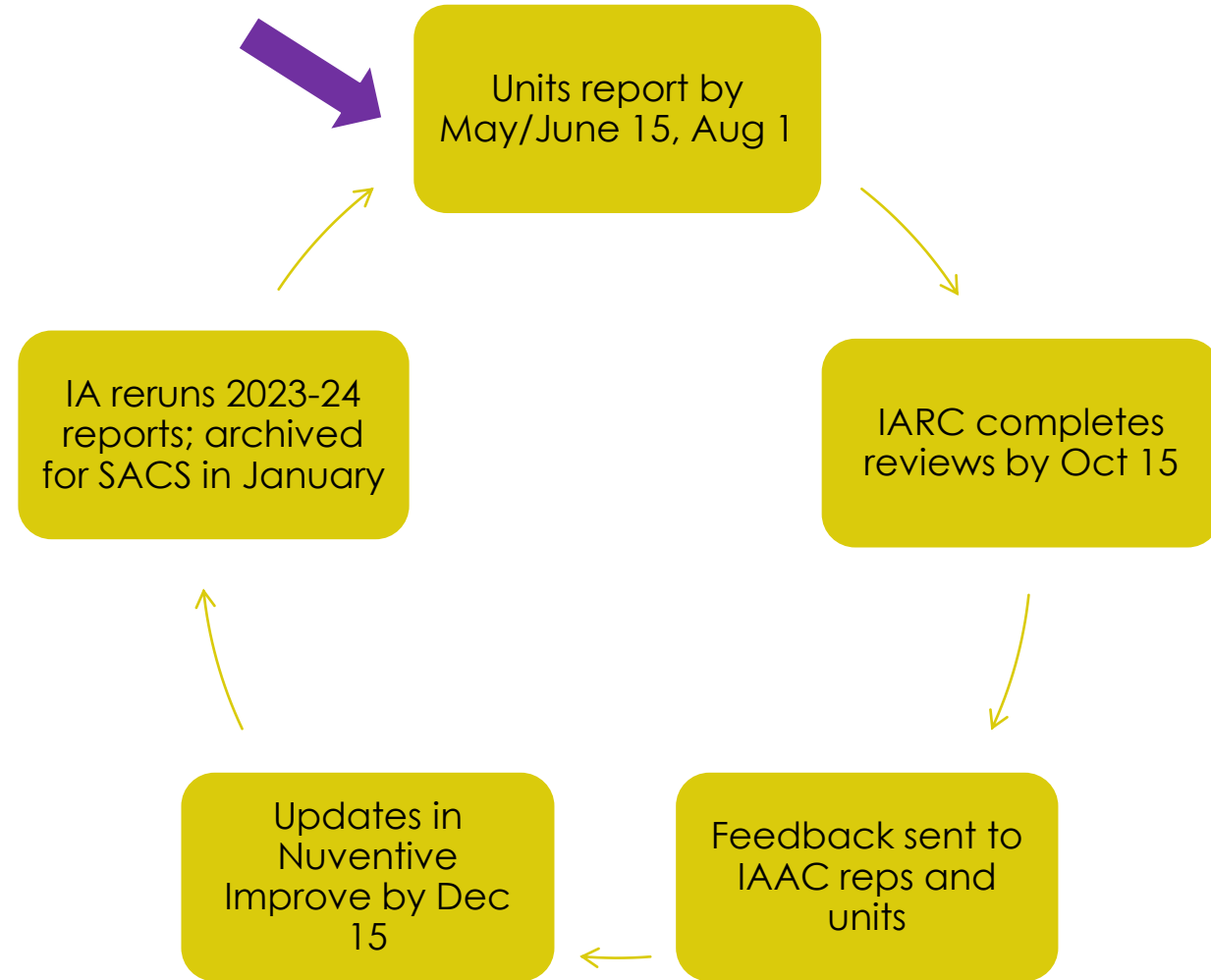
Spring 2024 Surveys

- ▶ Department Chair Survey & Administrator Survey
 - ▶ Faculty evaluate Chairs, School Directors, Deans, Provost, and the Chancellor
 - ▶ Surveys open in early April
 - ▶ Reports released in early May
 - ▶ Both surveys will be in Blue
- ▶ UNC-SO Cost of Attendance Survey
 - ▶ Directed by BOG to ask all students about expenses (housing, food, personal, etc.) for 2023-24
 - ▶ Will be used to inform cost of attendance budget for financial aid purposes
 - ▶ Survey open March 20 – April 1
 - ▶ Institutions will only see responses from their own students

Assessment Reporting Update

Steps in the Assessment Reporting Process

We are here!





Summary of I-ARC Process Fall 2023

Summary of I-ARC Process Fall 2023

- ▶ 94 units were reviewed by the I-ARC (68 educational programs, 26 support units)
- ▶ We calculate the percentage of No responses by unit (Number of Nos divided by possible number of Nos).
- ▶ Range from 0% No to 96% No.
- ▶ Units were then grouped based on the percentage of No responses

Summary of I-ARC Reviews

| Number of reviews that had: | Educational Programs | Support Units | Total |
|-----------------------------|----------------------|---------------|-------|
| All Yes responses | 27 | 7 | 34 |
| Up to 19% No responses | 17 | 4 | 21 |
| 20 – 39% No responses | 13 | 10 | 23 |
| 40% or more No responses | 11 | 5 | 16 |
| Total number of reviews | 68 | 26 | 94 |

→ Targeted emails

→ Consultations

Consultations



16 units were targeted for consultation.



IA met with 12 (75%) units in the targeted group. Meetings were virtual and/or by phone. Met multiple times with some units.



IA had consultations with 10 other units not in the target group.



22 units received consultations based on the Fall 2023 reviews.

Use of Review Feedback

| Category | 2019 | 2020 | 2021 | 2022 | 2023 |
|------------------------------------|------|------|------|------|------|
| No changes needed | 16% | 15% | 16% | 18% | 36% |
| Changes made based on feedback | 66% | 75% | 61% | 68% | 50% |
| No changes made | 18% | 9% | 21% | 13% | 13% |
| Changes made unrelated to feedback | 0% | 1% | 2% | 1% | 1% |

86%

Use of Review Feedback

- ▶ In 2023, 12 units (13%) did not make changes to their reports based on the review feedback.
 - ▶ One was in the “target for consultation” group and IA met with unit. Reasons cited for not updating report:
 - ▶ Difficulty in getting updated info from faculty
 - ▶ Revising assessment plan for 2023-24
 - ▶ Eleven units had less than 40% No.
 - ▶ Four had less than 20% No. Seven units had 20-39% No.
 - ▶ IA has reviewed this list of units and discussed strategies for the fall.

IARC Results Over Time

| Unit | Unit Assessment Coordinator-UAC | % No on 19-20 Report | % No on 20-21 Report | % No on 21-22 Report | % No on 22-23 Report |
|-----------------|---------------------------------|----------------------|----------------------|----------------------|----------------------|
| Department of X | | | | | |
| Program 1 | UAC 1 | 7% | | | 14% |
| Program 2 | UAC 1 | NA | 0% | | |
| Program 3 | UAC 1 | 5% | | | 10% |
| Program 4 | UAC 1 | 18% | | | 0% |

| Unit | Unit Assessment Coordinator-UAC | % No on 19-20 Report | % No on 20-21 Report | % No on 21-22 Report | % No on 22-23 Report |
|-----------------|---------------------------------|----------------------|----------------------|----------------------|----------------------|
| Department of Y | | | | | |
| Program 1 | UAC 1 | 10% | | | 57% |
| Program 2 | UAC 2 | | 32% | | |
| Program 3 | UAC 3 | | 14% | | |

IARC Results Over Time

| Unit | Unit Assessment Coordinator-UAC | % No on 19-20 Report | % No on 20-21 Report | % No on 21-22 Report | % No on 22-23 Report |
|-----------------|---------------------------------|----------------------|----------------------|----------------------|----------------------|
| Department of Z | | | | | |
| Program 1 | UAC 1 | | | 18% | |
| Program 2 | UAC 2 | | | 61% | |
| Program 3 | UAC 3 | 26% | | | 96% |
| Program 4 | UAC 4 | | | 0% | |
| Program 5 | UAC 5 | | 57% | | |
| Program 6 | UAC 6 | | | 43% | |



General Education Assessment

FINE ARTS COMPETENCY RESULTS

Assessment Schedule



Fall 2020 – Spring 2021

Fall 2021 – Spring 2022

Fall 2022 – Spring 2023

Fall 2023 – Spring 2024

Data Collection

Mathematics
Written Communication

Data Collection

Natural Sciences
Health Promotion/Physical Activity

Data Collection

Social Sciences
Fine Arts

Data Collection

Humanities
Diversity

Review & Action Plan

Humanities

Review & Action Plan

Mathematics
Written Communication

Review & Action Plan

Natural Sciences
Health Promotion/Physical Activity

Review & Action Plan

Social Sciences
Fine Arts

Implementation of Action Plan

Social Sciences
Fine Arts

Implementation of Action Plan

Humanities

Implementation of Action Plan

Mathematics
Written Communication

Implementation of Action Plan

Natural Sciences
Health Promotion/Physical Activity

Departmental Progress Reporting

Natural Sciences
Health Promotion/Physical Activity

Departmental Progress Reporting

Social Sciences
Fine Arts

Departmental Progress Reporting

Humanities

Departmental Progress Reporting

Mathematics
Written Communication

Fine Arts – Assessment Results

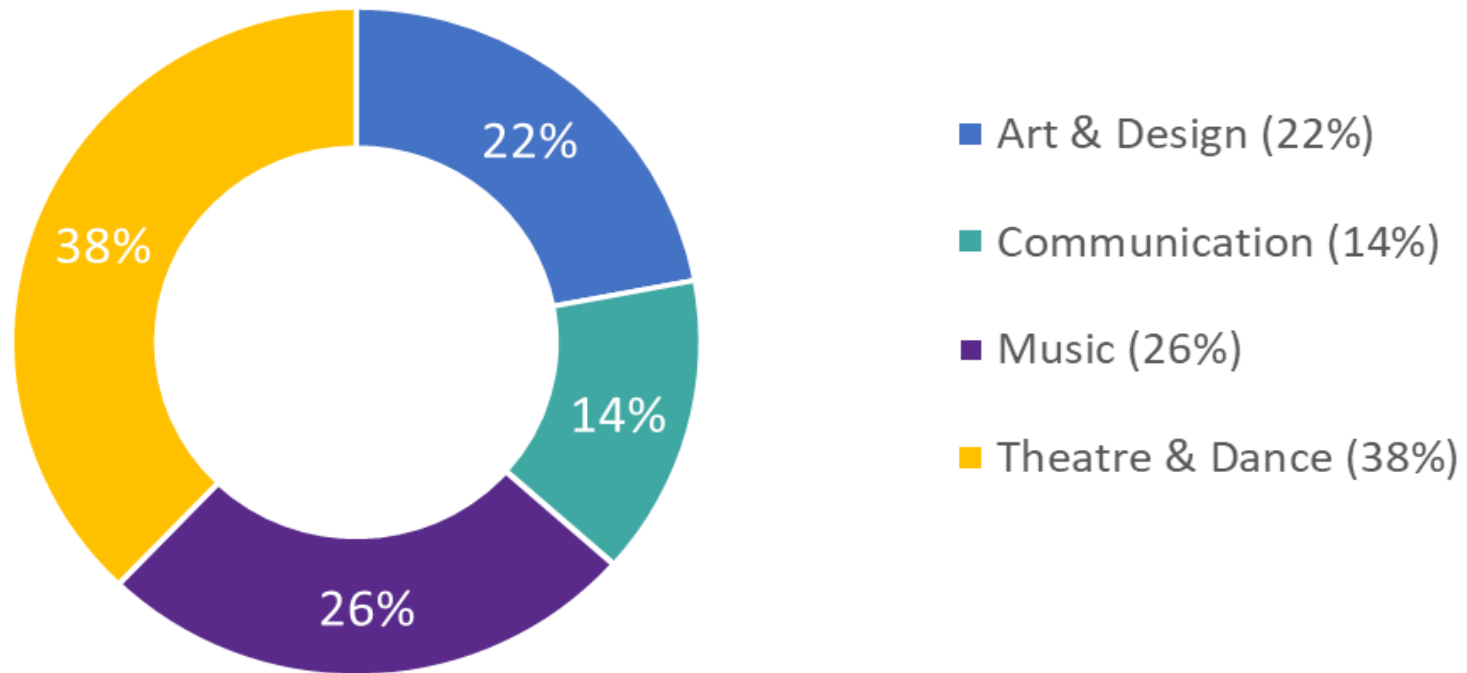
Data collection: Fall 2022 & Spring 2023

4 schools, 9 courses, 23 sections

1,619 students, 65% of the total students in the selected courses, 15% of all students taking CFAC courses

Fine Arts – Assessment Results

Assessment Sample by School, N = 1619



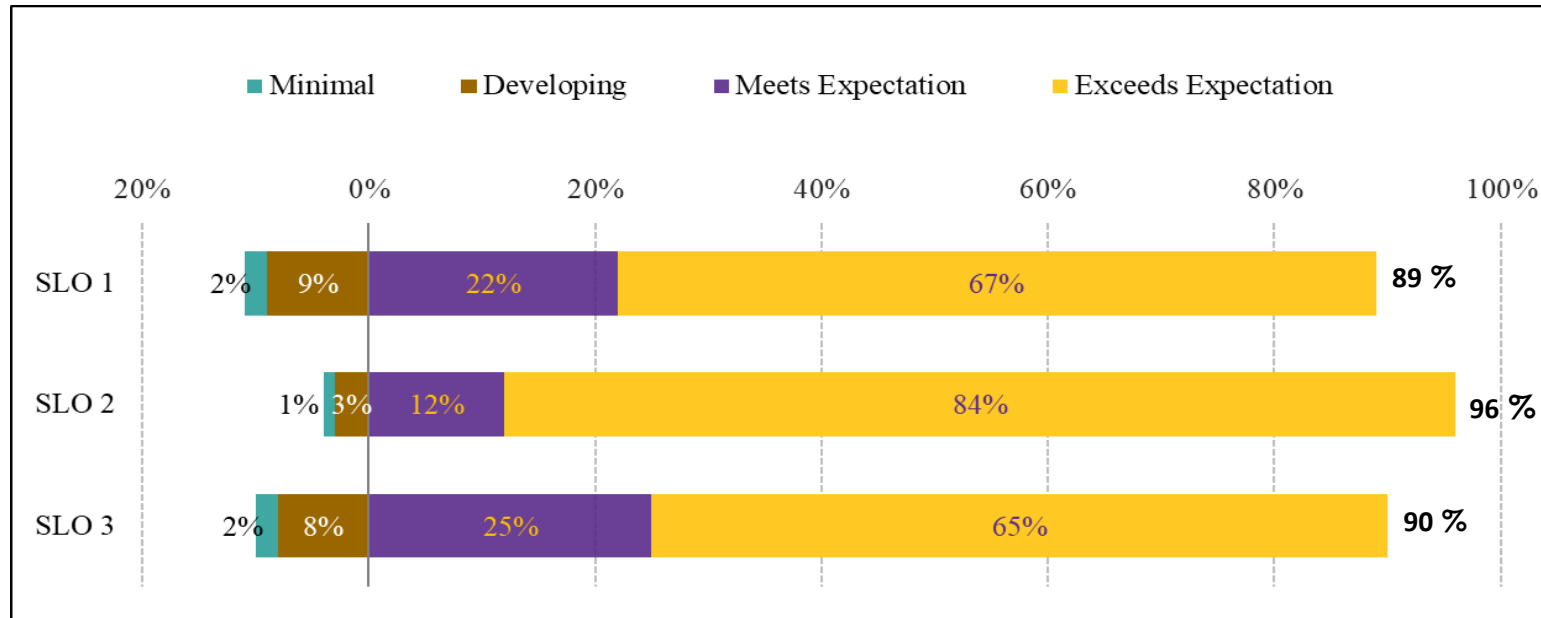
Fine Arts – Assessment Results

SLO1: Apply knowledge of the human condition in an area in the fine arts to convey meaning through creating, performing, producing, or responding within an artistic form.

SLO2: Analyze diverse genres, styles, and techniques in their appropriate cultural and historical context.

SLO3: Synthesize and relate discipline-specific knowledge in the fine arts through the artistic processes of creating, performing, producing, presenting or responding as applicable to cultural and personal growth.

Fine Arts Competency Level Report: Achievement Levels by SLO



Note: For SLO 1 & SLO 2, N = 1510. For SLO 3, N = 1619.

Ratings:

Minimal: lacking, absent, or the lowest quality

Developing: some evidence, fair quality

Meets Expectation: proficient, constant evidence, very good

Exceeds Expectation: advanced, displays evidence beyond, best quality

Fine Arts – Assessment Results

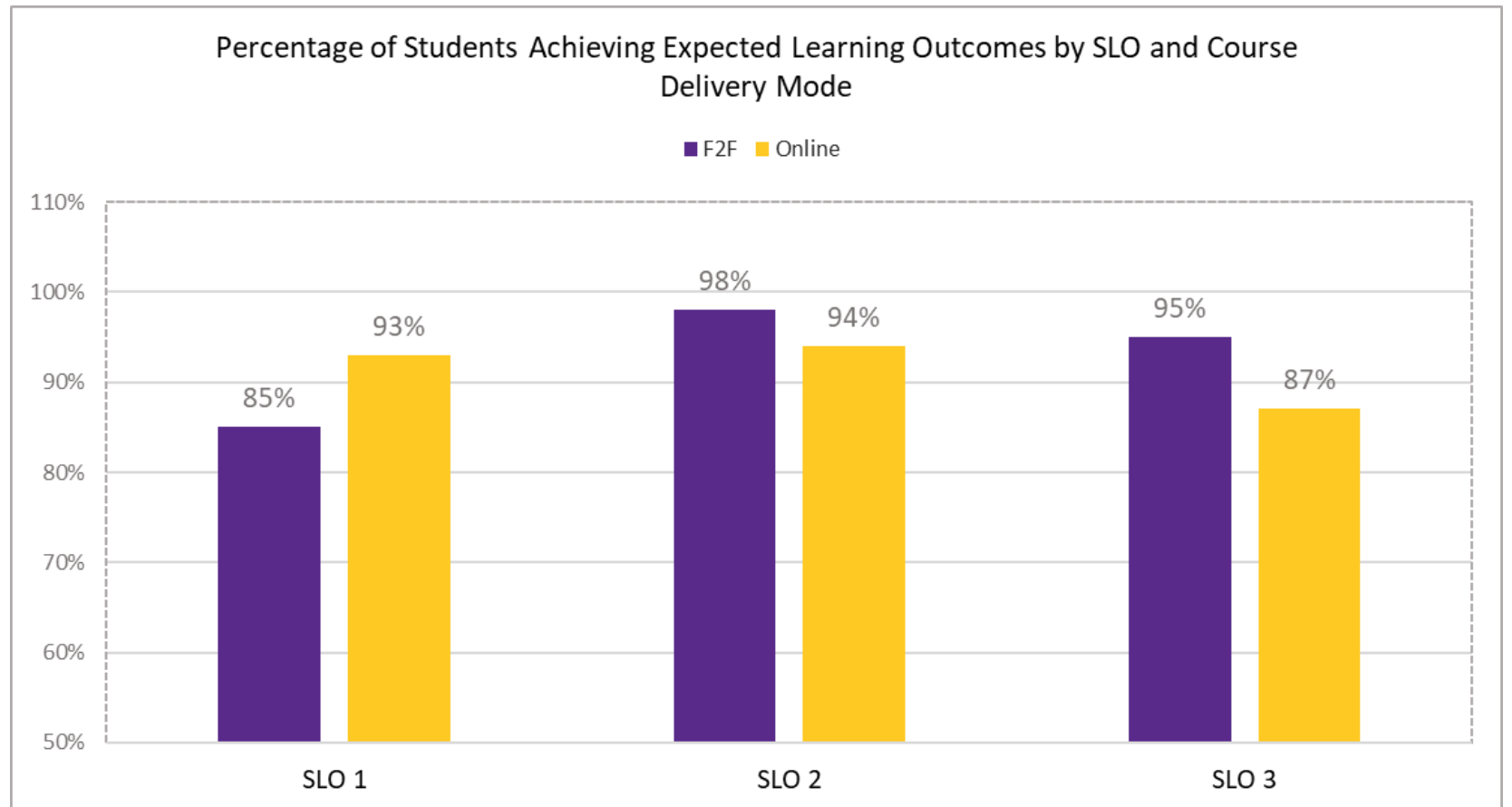
Assessment Sample:

- F2F: 45%
- Online: 55%

Note:

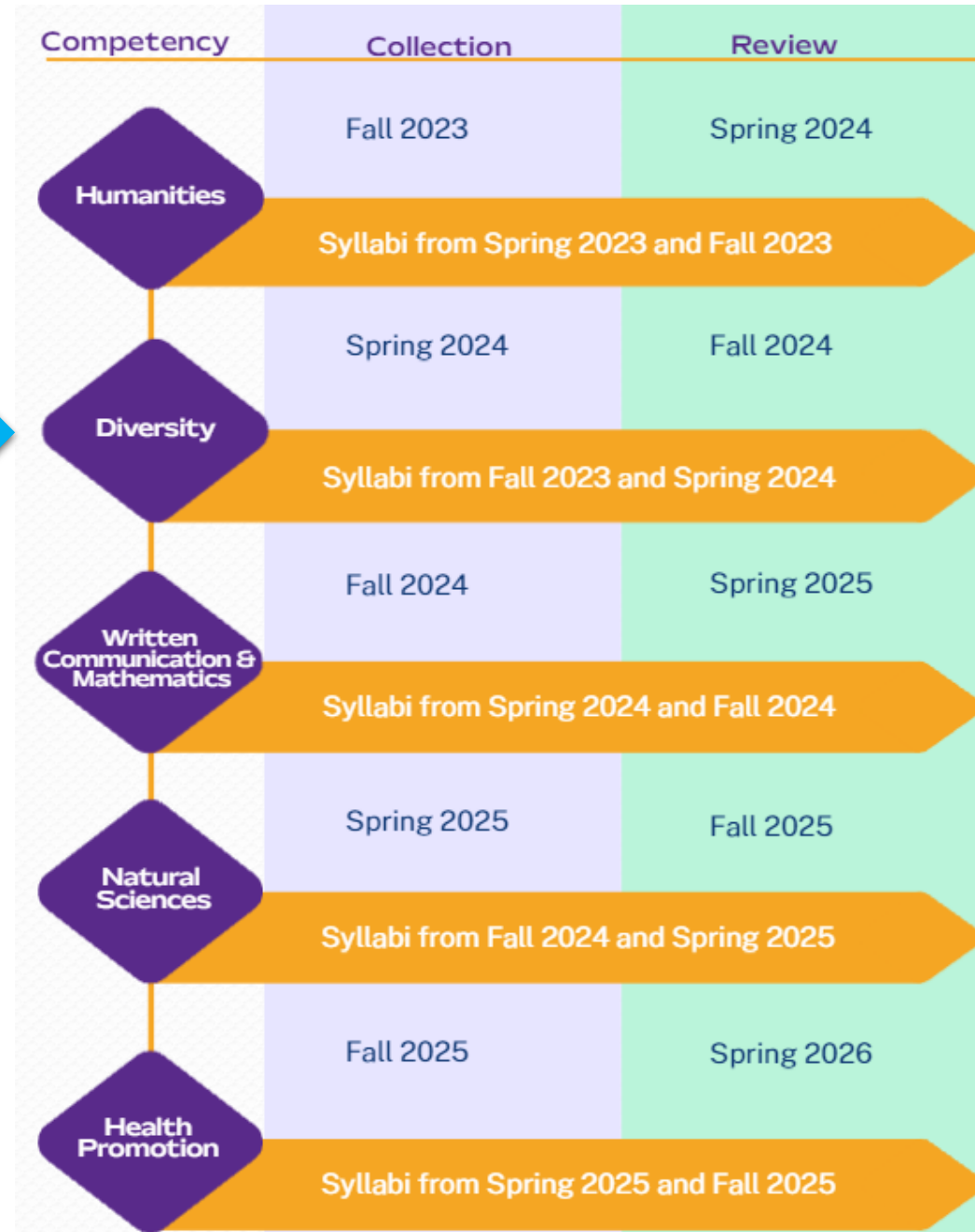
For SLO 1 & SLO 2, N = 1510.

For SLO 3, N = 1619.



Syllabi Review

Syllabi Review Schedule



In Spring 2024:

- GEIEC reviewed Humanities syllabi
- IPAR sampled Diversity Courses syllabi (67)
- Syllabi submission due date - March 31st

Welcome to the online home of Institutional Planning, Assessment and Research (IPAR)

IPAR collects, analyzes, warehouses, and disseminates data about East Carolina University. IPAR facilitates and enhances university-wide strategic and operational planning, assessment, evaluation and research activities to ensure compliance with accreditation standards and support high quality institutional decision-making, effectiveness and continuous improvement.

